















**1. Check all the following that apply to your relationship with Sgt. Buff-Luton Schools.**

		Response Percent	Response Count
Current SB-L Student		10.0%	39
Graduate of SB-L Schools		10.3%	40
<b>Parent of Current SB-L Student</b>		<b>85.6%</b>	<b>333</b>
Parent of SB-L Graduate		19.3%	75
Live in the SB-L School District		53.2%	207
Work in the SB-L School District		21.9%	85
<b>answered question</b>			<b>389</b>
<b>skipped question</b>			<b>0</b>




**2. Indicate which building your child currently attends. If you have more than one child attending more than one of our schools, please check all that apply.**

		Response Percent	Response Count
Primary School		36.5%	142
Elementary School		36.5%	142
Middle School		35.0%	136
<b>High School</b>		<b>37.3%</b>	<b>145</b>
Flexible Learning Center		0.0%	0
Not Applicable		6.2%	24
<b>answered question</b>			<b>389</b>
<b>skipped question</b>			<b>0</b>




### 3. SB-L Schools encourage parental and community involvement

		Response Percent	Response Count
Agree		87.0%	315
Neither Agree or Disagree		9.9%	36
Disagree		3.0%	11
	Other (please specify)		11
<b>answered question</b>			<b>362</b>
<b>skipped question</b>			<b>27</b>




### 4. Volunteering is appreciated and recognized by SB-L Schools.

		Response Percent	Response Count
Agree		76.0%	275
Neither Agree or Disagree		21.0%	76
Disagree		3.0%	11
	Other (please specify)		13
<b>answered question</b>			<b>362</b>
<b>skipped question</b>			<b>27</b>




**5. Decisions made by our school board reflect the general concerns of people within the school district.**

		Response Percent	Response Count
Agree		53.9%	195
Neither Agree or Disagree		40.6%	147
Disagree		5.5%	20
	Other (please specify)		15
<b>answered question</b>			<b>362</b>
<b>skipped question</b>			<b>27</b>




**6. Parent-teacher conferences are scheduled at convenient times.**

		Response Percent	Response Count
Agree		88.4%	320
Neither Agree or Disagree		8.3%	30
Disagree		3.3%	12
	Other (please specify)		19
<b>answered question</b>			<b>362</b>
<b>skipped question</b>			<b>27</b>




**7. Parents are informed on their child's progress through regular communication from the SB-L Schools.**

		Response Percent	Response Count
Agree		71.8%	260
Neither Agree or Disagree		15.7%	57
Disagree		12.4%	45
	Other (please specify)		32
<b>answered question</b>			<b>362</b>
<b>skipped question</b>			<b>27</b>




**8. I am comfortable approaching the SB-L teachers and administrators with a concern and / or suggestion for improvement.**

		Response Percent	Response Count
Agree		79.0%	286
Neither Agree or Disagree		14.1%	51
Disagree		6.9%	25
	Other (please specify)		20
<b>answered question</b>			<b>362</b>
<b>skipped question</b>			<b>27</b>




**9. I am pleased with the leadership of the school's administration.**

		Response Percent	Response Count
Agree		73.8%	267
Neither Agree or Disagree		20.4%	74
Disagree		5.8%	21
	Other (please specify)		11
<b>answered question</b>			<b>362</b>
<b>skipped question</b>			<b>27</b>




**10. The SB-L Schools and Community work together to provide students the services they need.**

		Response Percent	Response Count
Agree		76.2%	276
Neither Agree or Disagree		18.5%	67
Disagree		5.2%	19
	Other (please specify)		8
<b>answered question</b>			<b>362</b>
<b>skipped question</b>			<b>27</b>




**11. The school, parents, students, and community share responsibility for student learning.**

		Response Percent	Response Count
Agree		81.2%	294
Neither Agree or Disagree		13.0%	47
Disagree		5.8%	21
	Other (please specify)		13
<b>answered question</b>			<b>362</b>
<b>skipped question</b>			<b>27</b>




**12. SB-L Schools have a positive public image.**

		Response Percent	Response Count
Agree		82.0%	297
Neither Agree or Disagree		10.8%	39
Disagree		7.2%	26
	Other (please specify)		20
<b>answered question</b>			<b>362</b>
<b>skipped question</b>			<b>27</b>




### 13. I am proud to be associated with SB-L Schools.

		Response Percent	Response Count
Agree		87.3%	316
Neither Agree or Disagree		9.4%	34
Disagree		3.3%	12
	Other (please specify)		6
answered question			362
skipped question			27




### 14. SB-L Students show respect towards their peers and adults.

		Response Percent	Response Count
Agree		59.1%	208
Neither Agree or Disagree		32.7%	115
Disagree		8.2%	29
	Other (please specify)		47
answered question			352
skipped question			37

### 15. SB-L School employees treat parents and students with respect.




		Response Percent	Response Count
Agree		84.7%	298
Neither Agree or Disagree		11.4%	40
Disagree		4.0%	14
	Other (please specify)		22
<b>answered question</b>			<b>352</b>
<b>skipped question</b>			<b>37</b>

### 16. SB-L Schools are a safe place for children




		Response Percent	Response Count
Agree		92.6%	326
Neither Agree or Disagree		5.4%	19
Disagree		2.0%	7
	Other (please specify)		11
<b>answered question</b>			<b>352</b>
<b>skipped question</b>			<b>37</b>






### 17. Drugs and/or alcohol are a problem in the SB-L Schools and Community.

		Response Percent	Response Count
Agree		29.8%	105
<b>Neither Agree or Disagree</b>		<b>45.5%</b>	<b>160</b>
Disagree		24.7%	87
	Other (please specify)		46
<b>answered question</b>			<b>352</b>
<b>skipped question</b>			<b>37</b>




### 18. SB-L School rules are clear, reasonable, and consistently enforced.

		Response Percent	Response Count
<b>Agree</b>		<b>67.6%</b>	<b>238</b>
Neither Agree or Disagree		22.7%	80
Disagree		9.7%	34
	Other (please specify)		23
<b>answered question</b>			<b>352</b>
<b>skipped question</b>			<b>37</b>




**19. Reading is a subject that is emphasized at SB-L and student performance data indicate adequate progress in this area.**

		Response Percent	Response Count
Agree		85.3%	296
Neither Agree or Disagree		11.2%	39
Disagree		3.5%	12
	Other (please specify)		16
<b>answered question</b>			<b>347</b>
<b>skipped question</b>			<b>42</b>




**20. Written Language is a subject that is emphasized at SB-L and student performance data indicate adequate progress in this area.**

		Response Percent	Response Count
Agree		75.2%	261
Neither Agree or Disagree		20.5%	71
Disagree		4.3%	15
	Other (please specify)		11
<b>answered question</b>			<b>347</b>
<b>skipped question</b>			<b>42</b>




**21. Science is a subject that is emphasized at SB-L and student performance data indicate adequate progress in this area.**

		Response Percent	Response Count
Agree		66.6%	231
Neither Agree or Disagree		26.8%	93
Disagree		6.6%	23
	Other (please specify)		14
<b>answered question</b>			<b>347</b>
<b>skipped question</b>			<b>42</b>




**22. Math is a subject that is emphasized at SB-L and student performance data indicate adequate progress in this area.**

		Response Percent	Response Count
Agree		75.5%	262
Neither Agree or Disagree		19.9%	69
Disagree		4.6%	16
	Other (please specify)		17
<b>answered question</b>			<b>347</b>
<b>skipped question</b>			<b>42</b>




**23. Social Studies is a subject that is emphasized at SB-L and student performance data indicate adequate progress in this area.**

		Response Percent	Response Count
Agree		63.1%	219
Neither Agree or Disagree		31.1%	108
Disagree		5.8%	20
	Other (please specify)		11
<b>answered question</b>			<b>347</b>
<b>skipped question</b>			<b>42</b>




**24. Fine Arts (Art, Vocal Music, and Instrumental Music) is a subject that is emphasized at SB-L and student performance data indicate adequate progress in this area.**

		Response Percent	Response Count
Agree		46.1%	160
Neither Agree or Disagree		34.9%	121
Disagree		19.0%	66
	Other (please specify)		29
<b>answered question</b>			<b>347</b>
<b>skipped question</b>			<b>42</b>




## 25. SB-L Schools offer challenging courses.

		Response Percent	Response Count
Agree		67.7%	235
Neither Agree or Disagree		28.5%	99
Disagree		3.7%	13
	Other (please specify)		15
<b>answered question</b>			<b>347</b>
<b>skipped question</b>			<b>42</b>




## 26. School Administrators at SB-L are concerned and involved with teaching and student achievement.

		Response Percent	Response Count
Agree		78.1%	271
Neither Agree or Disagree		17.3%	60
Disagree		4.6%	16
	Other (please specify)		11
<b>answered question</b>			<b>347</b>
<b>skipped question</b>			<b>42</b>




### 27. I am pleased with the course offerings at SB-L.

		Response Percent	Response Count
Agree		72.3%	251
Neither Agree or Disagree		22.8%	79
Disagree		4.9%	17
	Other (please specify)		15
<b>answered question</b>			<b>347</b>
<b>skipped question</b>			<b>42</b>




### 28. Student Achievement is a priority at SB-L.

		Response Percent	Response Count
Agree		83.0%	288
Neither Agree or Disagree		13.0%	45
Disagree		4.0%	14
	Other (please specify)		12
<b>answered question</b>			<b>347</b>
<b>skipped question</b>			<b>42</b>




### 29. SB-L Schools have expectations for all children to improve their learning.

		Response Percent	Response Count
Agree		87.6%	304
Neither Agree or Disagree		10.7%	37
Disagree		1.7%	6
	Other (please specify)		5
<b>answered question</b>			<b>347</b>
<b>skipped question</b>			<b>42</b>




### 30. Class sizes are satisfactory at SB-L.

		Response Percent	Response Count
Agree		80.1%	278
Neither Agree or Disagree		10.7%	37
Disagree		9.2%	32
	Other (please specify)		24
<b>answered question</b>			<b>347</b>
<b>skipped question</b>			<b>42</b>

### 31. Students are provided help in planning for their education after high school.




		Response Percent	Response Count
Agree		41.5%	144
<b>Neither Agree nor Disagree</b>		<b>53.9%</b>	<b>187</b>
Disagree		4.6%	16
	Other (please specify)		31
<b>answered question</b>			<b>347</b>
<b>skipped question</b>			<b>42</b>

### 32. I am pleased with the quality of teachers at SB-L Schools.




		Response Percent	Response Count
<b>Agree</b>		<b>83.3%</b>	<b>289</b>
Neither Agree nor Disagree		14.4%	50
Disagree		2.3%	8
	Other (please specify)		37
<b>answered question</b>			<b>347</b>
<b>skipped question</b>			<b>42</b>






**33. The SB-L Schools Facilities are accessible to the community for meetings, recreation, adult education, and library use.**

		Response Percent	Response Count
Agree		77.0%	255
Neither Agree nor Disagree		20.2%	67
Disagree		2.7%	9
	Other (please specify)		9
<b>answered question</b>			<b>331</b>
<b>skipped question</b>			<b>58</b>




**34. SB-L's existing buildings and facilities meet our current academic needs.**

		Response Percent	Response Count
Agree		68.6%	227
Neither Agree nor Disagree		21.5%	71
Disagree		10.0%	33
	Other (please specify)		22
<b>answered question</b>			<b>331</b>
<b>skipped question</b>			<b>58</b>




**35. SB-L's existing buildings and facilities are adequate for our future academic needs.**

		Response Percent	Response Count
Agree		44.7%	148
Neither Agree nor Disagree		31.4%	104
Disagree		23.9%	79
	Other (please specify)		29
<b>answered question</b>			<b>331</b>
<b>skipped question</b>			<b>58</b>




**36. SB-L's existing buildings and facilities currently meet our present extra-curricular needs.**

		Response Percent	Response Count
Agree		66.2%	219
Neither Agree nor Disagree		21.8%	72
Disagree		12.1%	40
	Other (please specify)		22
<b>answered question</b>			<b>331</b>
<b>skipped question</b>			<b>58</b>




### 37. School facilities are clean and well kept.

		Response Percent	Response Count
Agree		96.4%	319
Neither Agree or Disagree		2.4%	8
Disagree		1.2%	4
	Other (please specify)		12
<b>answered question</b>			<b>331</b>
<b>skipped question</b>			<b>58</b>




### 38. Students receive appropriate technology education.

		Response Percent	Response Count
Agree		79.5%	263
Neither Agree or Disagree		14.2%	47
Disagree		6.3%	21
	Other (please specify)		18
<b>answered question</b>			<b>331</b>
<b>skipped question</b>			<b>58</b>




### 39. Technology is being used in the classroom to enhance instruction.

		Response Percent	Response Count
Agree		77.9%	258
Neither Agree or Disagree		18.1%	60
Disagree		3.9%	13
	Other (please specify)		22
<b>answered question</b>			<b>331</b>
<b>skipped question</b>			<b>58</b>




### 40. Students and staff have access to appropriate technology.

		Response Percent	Response Count
Agree		79.8%	264
Neither Agree or Disagree		16.3%	54
Disagree		3.9%	13
	Other (please specify)		13
<b>answered question</b>			<b>331</b>
<b>skipped question</b>			<b>58</b>




**41. The school community (community patrons, parents, school board members, administration, teachers, staff, coaches, and students), emphasize the importance of academics above the importance of extra-curricular activities.**

		Response Percent	Response Count
Agree		55.0%	182
Neither Agree or Disagree		31.1%	103
Disagree		13.9%	46
	Other (please specify)		25
<b>answered question</b>			<b>331</b>
<b>skipped question</b>			<b>58</b>




**42. The school provides a sufficient variety of extra-curricular activities.**

		Response Percent	Response Count
Agree		81.9%	271
Neither Agree nor Disagree		14.2%	47
Disagree		3.9%	13
	Other (please specify)		16
<b>answered question</b>			<b>331</b>
<b>skipped question</b>			<b>58</b>




### 43. Students display appropriate conduct at extra-curricular activities.

		Response Percent	Response Count
Agree		61.9%	205
Neither Agree or Disagree		33.5%	111
Disagree		4.5%	15
	Other (please specify)		26
<b>answered question</b>			<b>331</b>
<b>skipped question</b>			<b>58</b>




### 44. Students have the opportunity to participate in the extra-curricular activity of their choice.

		Response Percent	Response Count
Agree		76.7%	254
Neither Agree or Disagree		18.4%	61
Disagree		4.8%	16
	Other (please specify)		18
<b>answered question</b>			<b>331</b>
<b>skipped question</b>			<b>58</b>

**45. Our coaches and directors form positive relationships with their participants.**

		Response Percent	Response Count
Agree		52.3%	173
Neither Agree or Disagree		35.6%	118
Disagree		12.1%	40
	Other (please specify)		43
<b>answered question</b>			<b>331</b>
<b>skipped question</b>			<b>58</b>

**46. The school board and administration supports all of our extra-curricular activities.**

		Response Percent	Response Count
Agree		60.1%	199
Neither Agree or Disagree		33.8%	112
Disagree		6.0%	20
	Other (please specify)		15
<b>answered question</b>			<b>331</b>
<b>skipped question</b>			<b>58</b>